



hot fiddle licks

**BY CLINTON WHITE
& SHERRI CHEKAL**

BOOK OF TAB AND MUSIC FILES ON CD

VOLUME ONE

1

hot fiddle licks

Volume 1

is copyright © August 2010
by Clinton White and Sherri Chekal
Westvon Publishing, LLC
All Rights Reserved.

No part of this publication and program files may be reproduced, stored in a retrieval system or transmitted in any form or by any means, electronic, mechanical, photocopying, recording, or otherwise without the written permission of the author and publisher.

**PLEASE DO NOT COPY AND DISTRIBUTE THIS
PROGRAM ILLEGALLY. YOU HURT OUR COMPANY AND
THE ABILITY TO CREATE MORE EDITIONS.**

While all attempts have been made to verify information provided in this book. Any slights of people or organizations are unintentional.

You can learn more about the program at:

www.HotFiddleLicks.com

Material compilation by: Clinton White

Original material by: Clinton White

Art Design and Layout by: Sherri Chekal

hot fiddle licks



Welcome to Hot Fiddle Licks - Volume One...

We are pleased that you purchased this volume of Hot Fiddle Licks. In this volume we've put together we have a nice selection of kick-offs/intros to fill-in licks, tags, and endings. While there are many good publications available to teach beginning students how to play the fiddle, that is not the purpose of the material we are offering. The Hot Licks Fiddle series presupposes that you have already learned the fundamentals of mandolin playing, and possess the ability to read tablature.

The licks included in this series are designed to help you add ammunition to your arsenal of previously learned songs or licks from other sources. You'll find .wav and .Mp3 recordings to accompany the tablature so you can hear how the lick actually sounds. We've also include examples of where some of these licks most appropriately fit within a song.

We have offered a very simple form of tablature for the licks, because we find that most people learn from the audio files. However, with the tab you can make sure you are using the same fingerings and notes that our authors have intended for you. And each lick may have some additional information that will help make sense of the lick in relationship to working it into your own playing. Be sure to listen to the audio offering to hear the proper timing of each lick.

We hope you ll gain more skill and savvy from our Hot Fiddle Licks series. We believe that there is no substitute for plain and simple hard work, and these licks are designed to give you the work out you need help you gain more skill and command of the fiddle.

Clint White



As a young man in the music, Clint has already played with many great musicians in the bluegrass field, both locally in his haunts around northwestern Ohio, to national musicians such as Raymond Fairchild, Cody Shuler, Andy Leftwich and many more.

He's as content on the big stage as he is in a smaller jam show, and always gets a large round of applause with his fiddling knowledge. He's single and just recently finished his education, and is looking to find himself perhaps in Nashville or some other hot spot of the music.

He currently is playing the fiddle with a band from Toledo called Fossil Creek. He teaches as well and is just one great all around good guy! We're very excited to be able to bring to you his first volume of Hot Fiddle Licks and we know there are more coming soon!

Sherri Chekal

Sherri Chekal learned to play the banjo at the tender age of 16. She picked for a few years, however when she was 21, she had to sell her beloved Stelling banjo to put a clutch in her car when she was living out on her own. (It's a sad story, and you'll need a tissue...) After about 20 years without picking, she finally managed to get back to her roots and got another Stelling. It's a good sounding Bellflower and everyone knows it... it's the banjo with the hearts and flowers on the rim! She plays in the band Deepwater with Rob and is excited to be in the music up to her elbows!

Actually, she is the editor of BuckeyeBluegrass.com as well as MichiganBluegrass.com and is the owner of Westvon Publishing, that produces educational materials as well as creating and maintaining over 35 websites. She provides the graphic foundation of the Hot Licks programs for Mandolin, Fiddle, Bass, Dobro, Guitar and Banjo.



How to Use Our Program



Download Your Files

Since you're reading this file, we can safely assume that you have used your computer to open this Adobe PDF E-Book. Be sure to save this PDF book to your hard drive if you purchased this program with the Internet download option. If you click in the top menu bar under OPTIONS, you will see a selection that says SAVE AS.

Print the Whole Book, or Just the Licks you Want

One of the nice features of Adobe PDF books is that you don't have to print the whole book, just to read it. You can read it online and then print a page at a time as you work and learn these great banjo licks. Or you can print the whole book and print it however you want. Some people like to slip the pages into a binder with plastic sheet protectors. Others just print it and staple it, or visit a local print shop for a little fancier binding. Whatever suits you best!

Listen to the Music Files

We offer the learn-along music files as .WAV recordings. These should play easily on most modern computers and CD players. It doesn't matter if you own a Windows based computer or a Macintosh, .WAV files are quite universal. You can easily include these files on your personal music devices such as an IPOD or other MP3 players. What's nice is that you can look at the licks on the following pages and listen to the cd recording. This is a great way to hear the timing and emphasis of the lick. If you have purchased the download file, you will need to place the files into your computer player such as Windows Media Player or iTunes for the Mac or Window computers. Also included is a folder with Mp3 files of each lick, too!



Read, Listen & Learn the Licks

We suggest that you take one lick, and set your computer media player or CD player to repeat the track over and over as you practice. We did not include a spoken voice identifying the lick so that you can listen over and over without waiting. By hearing the lick over and over, you will train your ear to hear the timing and emphasis of the lick. After you work on getting it nice and smooth, you can then begin to insert the lick into your regular mandolin breaks or wherever it best suits your playing. Have fun! Learn a lick a week!

How to Read Our Tab

There are many good books out there that can teach you how to read fiddle tabs. We hope that you have mastered the art of reading and using tab, however, here is a brief refresher course for our program's tab.

VIBRATO

This is a wigggle... Move your fingering hand a wee bit back and forth on the fingerboard. Not quite a vibrato.

1st String

2nd String

3rd String

4th String

0 0 2-3 1 2 1 H2 L2 H2

2-5 0 SL 3 R

A TRIPLET
Play quickly together

This is a rest sign, it tells you to not play anything for one beat or more.

X When you see an X on the tab, it means to mute the string with your hand.

Some of the special techniques you will encounter are the slide (SL) and the slur. They are clearly marked in the tab.

Refer to a instruction book for how to do these techniques.

There are many excellent books on beginning fiddle and learning to read tab for the fiddle. We hope that you will have mastered the basic skills of reading tab and can play your mandolin with a comfortable level of skill. If you have purchased our Hot Fiddle Licks course and are just beginning the fiddle, you may still find many of the licks within your skill level and can continue to grow and learn with the licks in each volume. However, you may find some licks that are a bit more advanced than you are ready for. One of the advantages of our learning course is that even one or two new licks a week will spice up your playing at jams and with friends and also give you a valuable resource as your playing skill advances!

Lick
2

Key of A

Listen to sound file HF102.wav
or Track 2 on your CD

Fiddle Lick Notes: Make sure the last "3" on the D string is played "high" on the fingerboard for the right sound.

*This is a Sampler of 2 licks of our Hot Fiddle Licks Product
The complete book has 50 licks each!*

Lick
13




Key of C

Listen to sound file HF113.wav
or Track 13 on your CD

Fiddle Lick Notes: This is a transitional lick from G to C.

Remember to listen to the audio files for timing

Blank Tab Paper for your own Fiddle Licks





HotBanjoLicks.com provides the banjo player with economical CDs and PDF e-books of the licks you want to learn and incorporate into your own style of playing.

Different volumes include:

**G Licks • Kick-offs • Endings
Back Up Licks • Tag Licks • Melodic Licks**

Hot Banjo Licks are designed for the intermediate banjo player that is looking to spice up their playing with more creative sounds to help develop their own style. Buying lots of tab books just to get that great kick-off or a tag lick can be expensive. Each of our Hot Banjo Licks collections offer you 50 great licks with an e-book of the tabbed lick as well as audio recordings of each lick played cleanly and at a medium rate for practice.

All for one great low price!

Mix and match the different collections, buy just the ones that you WANT! If you only want endings, then buy just the endings volume that suits you!

And you can download them NOW! No waiting for the mail, it can be even the middle of the night or half way across the world! Or purchase them as convenient CDs mailed to you. Either way, you're ready to add the spice you've been looking for to your playing!

Be sure to sign up for our Lick of the Month newsletter! It's free! You'll get a new lick and audio recording as well as tips and information on playing the banjo! Check out the website for more information.

www.HotBanjoLicks.com